

**Reception Reading
Meeting**

13/11/2024



Success for All
Phonics



Parents/Carers
Guide to
Success for All
Phonics

www.fft.org.uk/phonics



DFE Validated



Success for All
Phonics

Success for All Phonics

A proven systematic synthetic
phonics teaching programme,
validated in July 2021 by
the Department for Education

Why does my child's school need to use a programme for phonics and early reading?

- Schools have been using a range of programmes that teach phonics for over a decade, backed up by years of research to help children to read well as soon as possible.
- In winter 2020, the Department for Education decided it was important to have a new list of programmes they had checked that met a list of stringent criteria to be 'validated' systematic, synthetic phonics programmes, or SSP for short.
- Like other programmes, FFT Success for All Phonics was validated by the DfE and, after looking at all programmes available, our school have selected this as our chosen programme as we feel it's best for your child/ren.



What will my child do in their daily lessons?

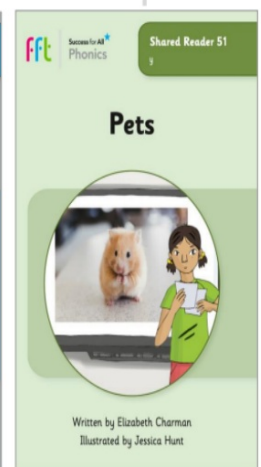

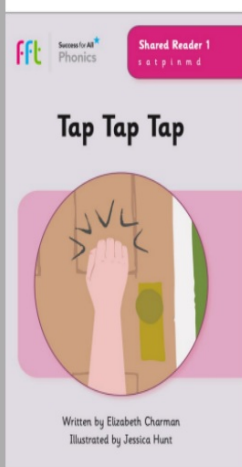
- Each day your child will spend time **revisiting phonemes and graphemes** to ensure they consolidate their learning before new content is introduced through teacher led activities designed to help them **orally blend, segment, read words and then sentences.**
- They will also learn the **alphabet and how to write letters in upper and lower case** before beginning to **write simple words and then sentences.**
- Additionally, they will have daily opportunities to apply their learning into **reading** beautifully written books in a Shared Reader lesson whilst also **discussing the text to develop their comprehension skills.**



[https://www.youtube.com/watch?](https://www.youtube.com/watch?v=YBiaf6CiwQQ)

[v=YBiaf6CiwQQ](https://www.youtube.com/watch?v=YBiaf6CiwQQ)

68 fully decodable Shared Readers



- 68 new decodable Shared Readers, published by FFT
- Shared Readers are linked to our scope and sequence and are used in class for the daily reading lessons (children share a book in pairs)

Shared Reader 40: Highland Summer



Green words

Practises ir, wh

first	girl	twirls
thirst	birthday	which
bird	Kirstin	when
chirps	skirt	whirl
birch	swirls	whirr
fir	firm	

Red words

Previous red word

after*

New red words

any	could	many
who		

*This word may be tricky depending on regional accent.

Can you answer these questions about the book?


1. Where is Balmoral?
2. Who visits Balmoral at the end of summer?
3. Which bird might you see hunting?
4. Which sorts of tree might you see at Balmoral?
5. Is Kirsten good at twirling?
6. Do you think Balmoral is a good spot to visit?



At the end of summer, the Queen has a holiday at Balmoral in north-east Scotland. It is a big grand house with towers and gardens. It stands on the banks of the river Dee. Before and after the Queen's holiday, you can visit too.



In the woods you might hear the chirps of a robin.



A bigger wild animal at Balmoral is the stag with his antlers. He roams the hills but at dusk, when he has a thirst, he comes to the river to drink.



At first you might not see the wild animals in the woods. But after a bit, if you are still, a red squirrel might peep out.



A hunting bird, a kestrel, hovers up high. Look out, mouse!



Balmoral's woods have beech, ash and oak trees. And more for trees than you can count!

Tips to help part 1:



- Know that a GPC is a 'grapheme phoneme correspondence'. That means a sound is matched to one or more written letters.



- Saying pure sounds is important – some sounds stretch e.g. /m/ /n/ /r/ and some bounce e.g. /b/ /p/. It is always best to say them softly and say a word that begins with the sound to help. (Try to avoid a big 'Uh' sound at the end as this will impact on your child's ability to blend and segment words when reading and spelling).
- Be aware that your child will be learning GPCs each week and applying them to reading and writing.
- Be aware that once the programme has got going your child will apply their skills with a Shared Reader for that week. It is most likely that your child will then bring this book home for consolidation and practice at the end of the week. They may also bring other books.

How can I help my child?

FFT Success for All Phonics have created advice and resources to support. Find them on their Parents Portal: <https://parents.fft.org.uk/tips-for-home-reading/>

A complete set of Shared Readers is available along with recordings of the Readers being read out loud.

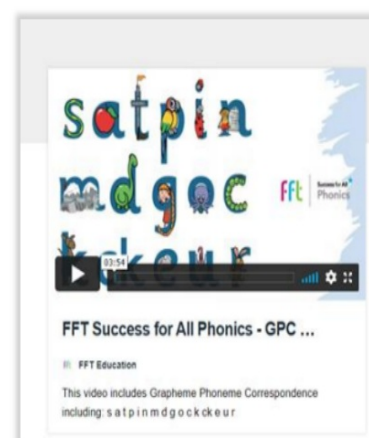
We also have a full set of videos that contain the proper pronunciation of all Grapheme Phoneme Correspondences (GPCs) taught in the programme.

Helping your child is straightforward. Research shows that it is really important to introduce children to several new words each day, just by talking and using them together.

Children also have a better chance of being a successful reader if they practice reading their decodable books and also share other exciting books for pleasure, hearing others read.



Please note: Each school is deciding how best to use the portal for their pupils and parents.

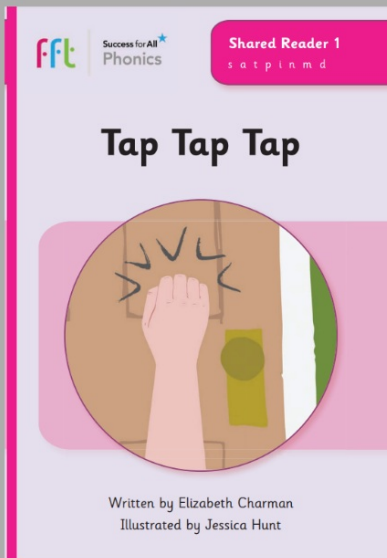


Book – Tap Tap Tap

Reading objective – Read words consistent with their phonic knowledge by sound-blending



This week's phonemes (sounds) – s a t p i n m d



Sticker on a Friday

Book on a Friday

Your child will also get a sharing book

Reading

- Children will change their books once a week.
- Please bring books into school in a book bag rather than a backpack as we are able to store these more easily.
- Please read with your child every day. Record this in their reading diary along with a short comment to say how they did.
- Prioritise their SFA book as this is their phonetically matched book where they can apply their newly learnt phonemes.